

Photoreduction of Bis(acetylacetonato)nickel(II) Sensitized by Triplet State Ketones

Yuan L. Chow and Gonzalo E. Buono-Core

Department of Chemistry, Simon Fraser University, Burnaby, British Columbia, Canada V5A 1S6

Aromatic ketones with high triplet state energy sensitized the photoreduction of bis(acetylacetonato)nickel(II), Ni(acac)₂, to give transient Ni^I complexes which decomposed to Ni⁰ complexes in the dark.

Triplet state aromatic ketones and hydrocarbons are known to be efficiently quenched by a variety of metal complexes, as shown by flash excitation studies.¹⁻⁵ We have found that only certain high triplet energy ketones, *e.g.*, xanthen-9-one, benzophenone, or acetophenone, can sensitize the photoreduction of bis(acetylacetonato)nickel(II), Ni(acac)₂, to Ni^I

complexes in H-atom donating solvents such as alcohols, tetrahydrofuran, and toluene. Fluoren-9-one, 2-acetonaphthone, *p*-methoxyacetophenone, and phenanthrene, while their triplet signals were efficiently quenched, failed to sensitize the photoreduction.

The dihydrate of Ni(acac)₂ utilized in this investigation has a

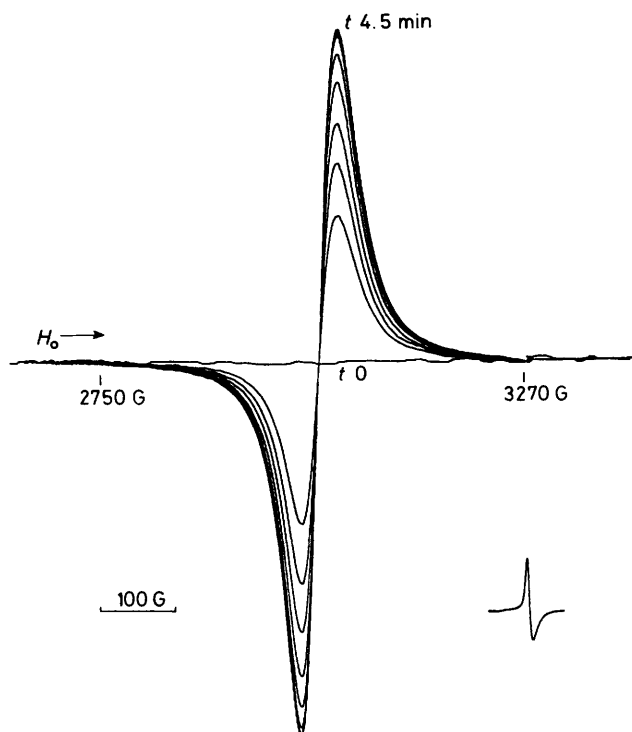


Figure 1. The e.s.r. signals recorded every 30 s following irradiation of Ni(acac)₂ (2×10^{-2} M) and benzophenone (10^{-1} M) in tetrahydrofuran at 22 °C; g -value 2.186, $\Delta H_{pp} = 46$ G ($1\text{G} = 10^{-4}$ T).

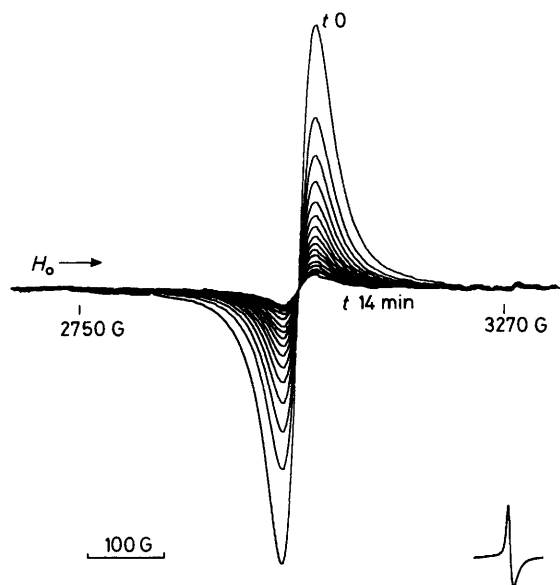


Figure 2. The decay of the e.s.r. signal of Figure 1, recorded at 29 °C at 1 min intervals.

high-spin octahedral configuration and exhibits λ_{max} 295–300 nm with shoulders at 255 and 312 nm.⁶ Benzophenone (or xanthen-9-one) sensitized photolysis of Ni(acac)₂ in methanol under nitrogen (Pyrex filter, $h\nu > 300$ nm) gave metallic nickel, acetylacetone (75%), and formaldehyde (65%) efficiently; sensitizers were not consumed. Acetaldehyde, acetone, and 1,2-diphenylethane were the oxidation products when ethanol, propan-2-ol, and toluene were used as solvents, respectively; in benzene and acetonitrile, no photoreduction occurred although triplet state ketones were totally quenched.

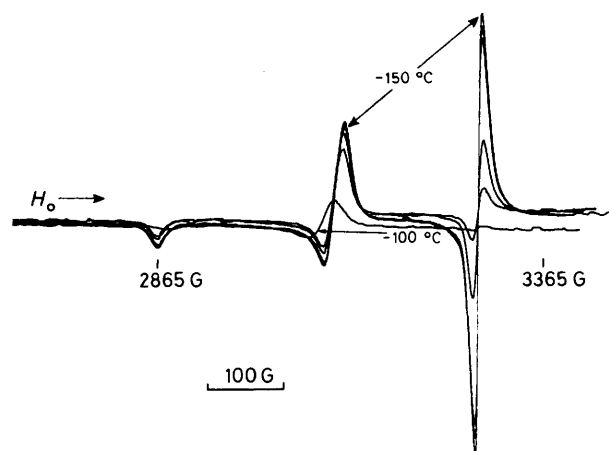
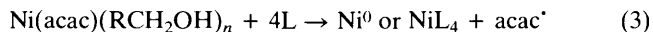
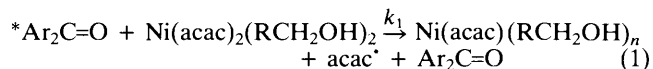


Figure 3. The e.s.r. signals recorded at -150 °C under similar irradiation conditions as in Figure 1; the spectra were taken at 10 °C increments up to -100 °C.

Direct irradiation of Ni(acac)₂ through a Corex or Pyrex filter caused no photoreduction.⁷ The photoreduction to the Ni⁰ state was confirmed by the isolation of Ni[P(OPH)₃]₄, Ni[1,2-bis(diphenylphosphino)ethane]₂, and Ni(Ph₃P)₄⁸ from photolyses in the presence of appropriate ligands. A similar photoreduction of Ni(acac)₂ under carbon monoxide purging apparently gave Ni(CO)₄, which could be trapped with phosphines as Ni(CO)₂(Ph₃P)₂ or Ni(CO)₂[P(Buⁿ)₃]₂.⁹

E.s.r. monitoring of the sensitized photoreduction exhibited an isotropic signal due to the transient Ni^I complex with a g -value of 2.186 ($\Delta H_{pp} = 46$ G) which built up to reach a photostationary state (Figure 1). The decay of the transient signal in the dark at 29 °C (Figure 2) followed first-order kinetics with $k_3 = 5.36 \times 10^{-3}$ s⁻¹, indicating that the Ni^I complex most likely decomposed unimolecularly[†] [equation (3)]. Similar irradiation at -100 to -150 °C led to anisotropic signals with g 2.294 and 2.127, in addition to the benzophenone ketyl radical signal at g 2.0029 (Figure 3) which was also obtained by photolysis of benzophenone. The shape as well as g -values of both isotropic and anisotropic spectra agree well with published data¹⁰ for Ni^I, but not Ni^{III}¹¹ species. The reaction pattern is represented by equations (1)–(4) where *Ar₂C=O is a triplet state ketone and L a co-ordinating ligand, and RCH₂OH serves as the substrate and solvent as well as solvate molecules.



The quantum yield of the xanthen-9-one sensitized photoreduction, Φ_{Ni} , in ethanol increased in the [Ni(acac)₂] 0–4 mM region reaching a constant value of 0.14 at [Ni(acac)₂] > 4 mM. In this concentration range, the quantum yield of xanthen-9-one photoreduction, Φ_{x} , decreased from 0.7 to 0.0 indicating that reactions (1) and (2) are unrelated. The rate constant of the former (k_1) was calculated from the

[†] E.s.r. traces by other sensitizers in the presence of phosphite or phosphine ligands gave similar features and first-order rate constants, and similar anisotropic spectra at low temperatures.

Stern–Volmer plots of $1/\Phi_{\text{Ni}}$ vs. $1/[\text{Ni}(\text{acac})_2]$ and $\Phi_{\text{X}}^{\circ}/\Phi_{\text{X}}$ vs. $[\text{Ni}(\text{acac})_2]$ to be $(7.1 \pm 1.6) \times 10^9$ and $(9.1 \pm 1.1) \times 10^9 \text{ dm}^3 \text{ mol}^{-1} \text{ s}^{-1}$, respectively, assuming the lifetime τ of triplet xanthen-9-one under these conditions to be $0.3 \mu\text{s}$.¹² ‡ At $[\text{Ni}(\text{acac})_2] > 4 \text{ mM}$, the rate of equation (1) is calculated to be > 30 faster than that of equation (2) taking¹² $k_2 = 4 \times 10^4 \text{ dm}^3 \text{ mol}^{-1} \text{ s}^{-1}$. This means that Ar_2COH is not the reducing species for the photoreduction.

The quenching reaction, such as that shown in equation (1), has been proposed to occur by a combination of charge transfer–spin exchange⁴ and energy transfer¹ but is now evidently more complex. First, the failure of *p*-methoxyacetophenone to sensitize the photoreduction in comparison with the high efficiency of acetophenone does not agree with an energy transfer mechanism: both sensitizers possess more than enough energy to promote the ligand $\pi \rightarrow {}^3\pi^*$ or d–d transitions. Secondly, the photoreduction shows profound solvent dependency giving limiting Φ_{Ni} values of 0.08, 0.14, and 0.32 in methanol, ethanol, and propan-2-ol, respectively. These observations must be related to the sensitization process and will be discussed in a full paper together with current experiments.

The authors thank the Natural Sciences and Engineering Research Council of Canada for generous financial support.

Received, 17th September 1984; Com. 1311

‡ The lifetime of triplet xanthen-9-one was estimated from $k_2 = 4 \times 10^4 \text{ dm}^3 \text{ mol}^{-1} \text{ s}^{-1}$ in ethanol and the self-quenching of triplet xanthen-9-one (ref. 12). Φ_{Ni} was determined by following decreases of the $\text{Ni}(\text{acac})_2$ absorption at 630 nm and Φ_{X} by h.p.l.c. analysis.

References

- 1 F. Wilkinson and A. Farmilo, *J. Chem. Soc., Faraday Trans. 2*, 1976, **72**, 604; A. Adamczyk and F. Wilkinson, *J. Chem. Soc., Faraday Trans. 2*, 1972, **68**, 2031; F. Wilkinson and C. Tsiamis, *J. Am. Chem. Soc.*, 1983, **105**, 767.
- 2 W. H. Moore, G. S. Hammond, and R. P. Foss, *J. Am. Chem. Soc.*, 1960, **82**, 2789; A. J. Fry, R. S. H. Liu, and G. S. Hammond, *J. Am. Chem. Soc.*, 1966, **88**, 4781.
- 3 C. Steel and H. Linschitz, *J. Phys. Chem.*, 1964, **68**, 2577.
- 4 G. Porter and M. R. Wright, *Discuss. Faraday Soc.*, 1959, **27**, 18.
- 5 Y. L. Chow and G. E. Buono-Core, *J. Am. Chem. Soc.*, 1982, **104**, 3770; G. E. Buono-Core, K. Iwai, Y. L. Chow, T. Koyanagi, A. Kaji, and J. Hayami, *Can. J. Chem.*, 1979, **57**, 8; Y. L. Chow, G. E. Buono-Core, B. Marciniak, and C. Beddard, *ibid.*, 1983, **61**, 801.
- 6 D. P. Graddon, *Coord. Chem. Rev.* 1969, **4**, 1; A. W. Adamson and P. D. Fleischauer, 'Concepts of Inorganic Photochemistry,' Wiley, New York, 1975, pp. 299–332.
- 7 H. D. Gafney and R. L. Lintvedt, *J. Am. Chem. Soc.*, 1970, **92**, 6996. These authors reported the photoreduction of $\text{Ni}(\text{acac})_2$ by direct photolysis through a quartz filter.
- 8 J. J. Levison and S. D. Robinson, *J. Chem. Soc. (A)*, 1970, 96; G. Wilke, E. W. Müller, and M. Kröner, *Angew. Chem.*, 1961, **73**, 33.
- 9 L. S. Meriweather and M. L. Fiene, *J. Am. Chem. Soc.*, 1959, **81**, 4200; P. C. Ellgen, *Inorg. Chem.*, 1971, **10**, 232; B. Corain, M. Bressan, and G. Favero, *Inorg. Nucl. Chem. Lett.*, 1971, **7**, 197.
- 10 A. Tkáč and A. Staško, *Collect. Czech. Chem. Commun.*, 1972, **37**, 537; C. Amano, and S. Fujiwara, *Bull. Chem. Soc. Jpn.*, 1976, **49**, 1817; E. Dinjus and R. Kirmse, *Z. Chem.*, 1976, **16**, 286; T. T. Tsou and J. K. Kochi, *J. Am. Chem. Soc.*, 1979, **101**, 6319.
- 11 P. Marathamuthu, L. K. Patterson, and G. Ferraudi, *Inorg. Chem.*, 1978, **17**, 3557.
- 12 A. Garner and F. Wilkinson, *J. Chem. Soc., Faraday Trans. 2*, 1972, **72**, 1010; J. C. Scaiano, *J. Am. Chem. Soc.*, 1980, **102**, 7747.